

Using the MHSIS Member-Created Resource Library

Allison F. Sullivan, OT, DOT, OTR, ECMH-E

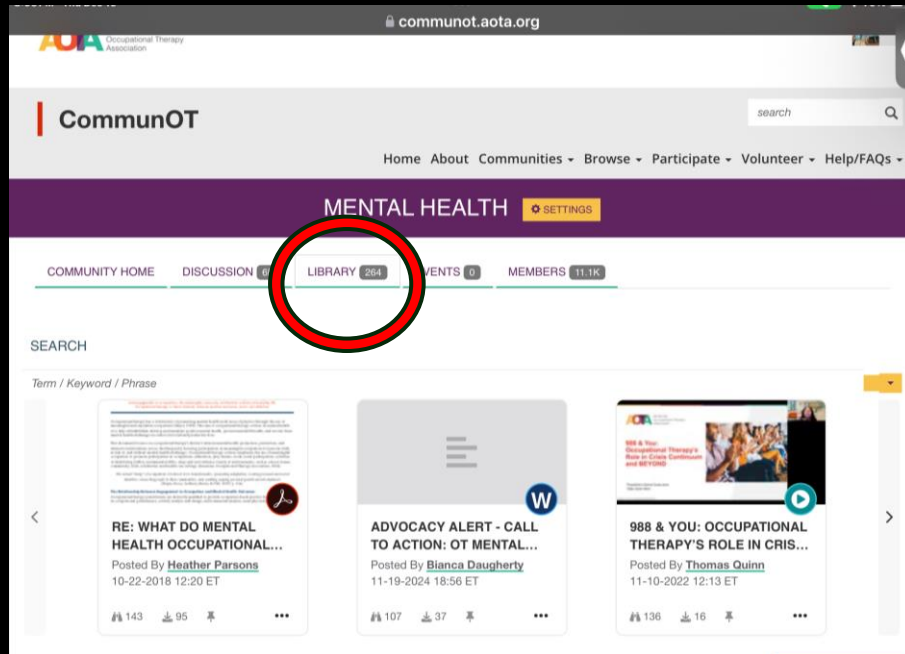
MHSIS Research Coordinator

January 2025

What is the MHSIS Library?



This Photo by Unknown Author is licensed under CC BY-SA



The MHSIS library is collection of resources created and shared by AOTA members, useful for all OTPs at all levels of experience.

What is in the MHSIS Library?

- Evidence-based practice resources from a wide spectrum of mental health-related practice areas, including efficacy studies, systematic reviews, journal articles, assessments, interventions, student-created resources and presentations on cutting edge topics, client education materials, and more.



Benefits of Using & Contributing to the Library:

Efficient Access to Valuable Resources

Enhanced Practice While Staying Current

Increased Peer Support & Collaboration

Benefit 1: Efficient Access to Valuable Resources



Save Time and Effort



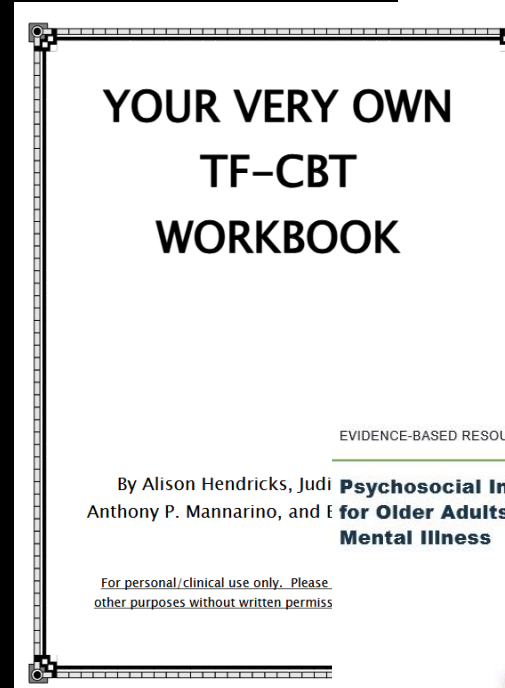
Find assessments, interventions & resource guides for a wide variety of client factors and contexts



Access client education materials to enhance client understanding and engagement.



Explore diverse approaches and techniques from fellow OTPs



EVIDENCE-BASED RESOURCE GUIDE SERIES

By Alison Hendricks, Judi Anthony P. Mannarino, and E. **Psychosocial Interventions for Older Adults With Serious Mental Illness**

For personal/clinical use only. Please other purposes without written permisss

Mindfulness Based Stress Reduction Handbook



Helena M. Ahern

Head of Counselling and Personal Development Service

Dublin City University



Benefit 2: Enhance Your Practice While Staying Current



988 & You: Occupational Therapy's Role in Crisis Continuum and BEYOND



AMERICAN OCCUPATIONAL THERAPY ASSOCIATION

Occupational Therapy Service Outcome Measures
for Certified Community Behavioral Health Centers (CCBHCs):
Framework for occupational therapy service
with rationale for outcome measures selection and
listing of occupational therapy outcome measure tools.

*Occupational Therapy in Primary Care:
Addressing the Complex Needs of Unhoused
Individuals with Serious Mental Illness and
Chronic Conditions*

Marissa Hendrixson (she/her)
Occupational Therapy Doctoral Candidate
Nicolette Macri (she/her)
Occupational Therapy Doctoral Candidate
Hannah Galpin (she/her)
Occupational Therapy Doctoral Candidate
Tina DeAngelis (she/her), EdD, MS, OTR/L
Occupational Therapy Doctoral Capstone Faculty Mentor



Increase Your Mental Health Knowledge & Skills by:

- Gaining new insights and perspectives from experienced practitioners & scholars.
- Exploring innovative approaches to address client needs & practice challenges.
- Expanding your repertoire of therapeutic interventions.
- Staying informed about the latest advancements in mental health occupational therapy.

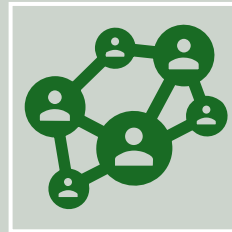
Benefit 3: Peer Support and Collaboration



**LEARN FROM AND SUPPORT
YOUR COLLEAGUES.**



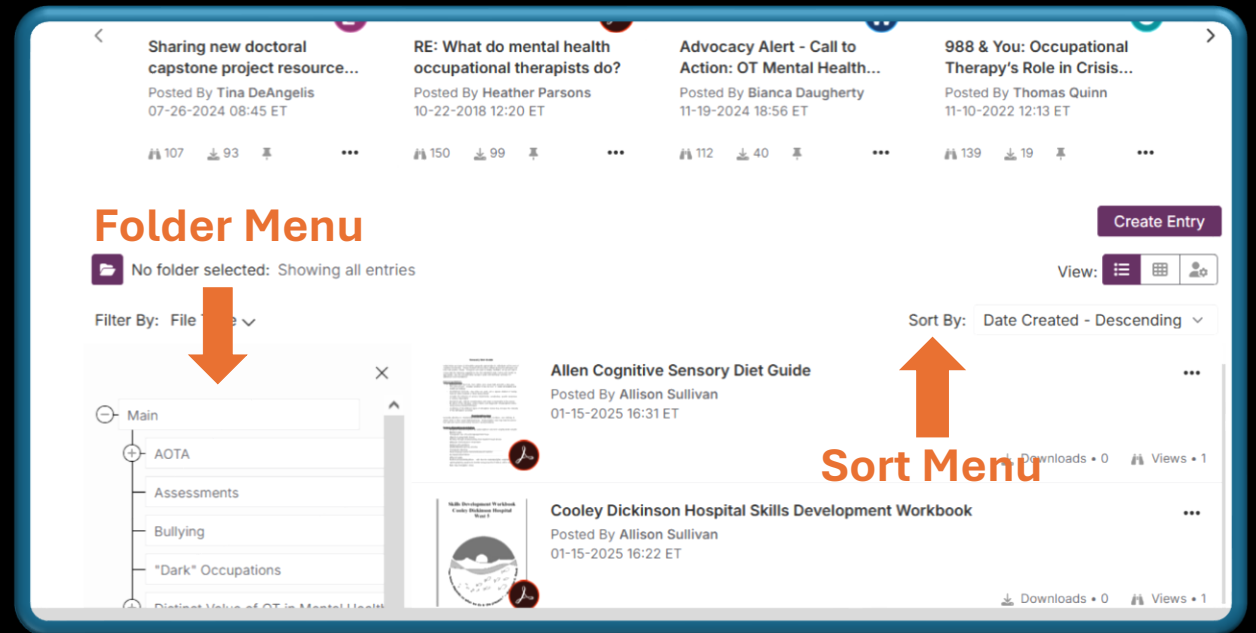
**SHARE YOUR OWN
RESOURCES & CONTRIBUTE
TO THE COLLECTIVE
KNOWLEDGE BASE.**



**FOSTER A SENSE OF
COMMUNITY &
COLLABORATION WITHIN
THE OT PROFESSION.**

All About CommunOT: https://youtu.be/ZRZDm3gDzzU?si=SmVDzUAC_76N8WKx

FAQs about the Mental Health SIS Library



Q: What am I looking at when I first navigate to the MHSIS Library?

A: The MHSIS Library page has a banner of pinned items, representing the most frequently downloaded content from its resources. Underneath the banner items, you will see a menu of folder topics on the left and a list of resources by title on the right. The default list is sorted by the date the items were created, from most to least recent. There are other options for the list sort, accessed from the Sort menu above the top of the list

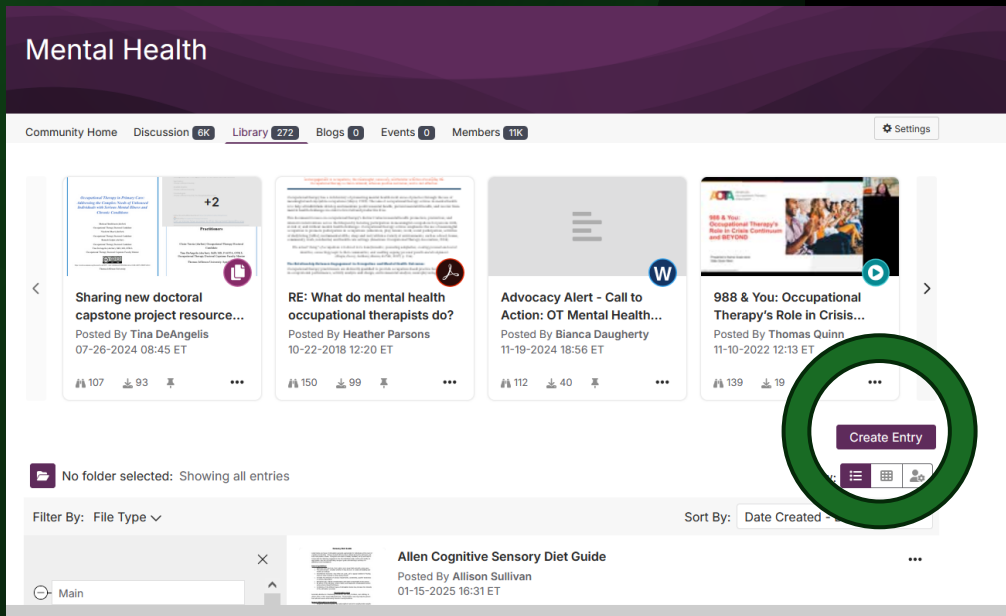
Q: How do I locate resources uploaded by other members?

A: After clicking the Library tab, scroll the menu of folder topics on the far left of the screen. The library default view is in list format, but you may find the grid view more efficient for viewing items. This can be adjusted by clicking on the View tab at the far right

MHSIS library resources are added exclusively by our members

The library is populated in 2 ways:

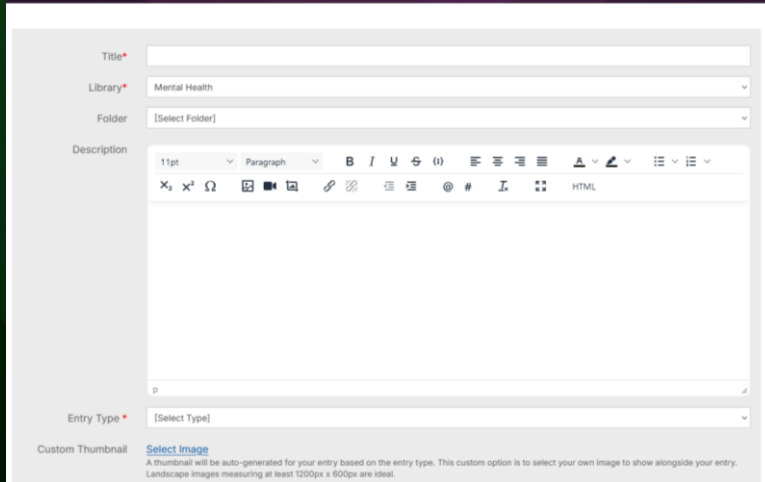
1. When you include an attachment in a discussion post, the system automatically places it in the affiliated library.
2. You can also upload documents directly to a library by using the "**Create New Library Entry**" button on any community's library page. Library resources are not required to be associated with a discussion thread.



Note: If you do not upload an item directly to the library, it is not sorted into a topic folder. In this case, another user will only be able to locate a specific item if they know the thread author's name or if the item appears via the main community site search.

Uploading a File to the MHSIS Library

Add to a Library



The screenshot shows a web form for adding a file to a library. The form includes the following fields and options:

- Title***: A text input field.
- Library***: A dropdown menu with "Mental Health" selected.
- Folder**: A dropdown menu with "[Select Folder]" selected.
- Description**: A rich text editor with a toolbar containing options for font size (11pt), paragraph style, bold, italic, underline, link, unlink, list, indent, outdent, text color, background color, and HTML source code.
- Entry Type***: A dropdown menu with "[Select Type]" selected.
- Custom Thumbnail**: A section with a "Select Image" link and a note: "A thumbnail will be auto-generated for your entry based on the entry type. This custom option is to select your own image to show alongside your entry. Landscape images measuring at least 1200px x 600px are ideal."

Q: How do I upload a file?

A: Select the "Share a File" link found under "Participate" in the main navigation or "Create New Library Entry" on any community landing page. Please note that uploading a document is accomplished by completing a few steps, and each step must be completed before you can move on to the next:

- Choose a title for your document, and include a description (optional). Select the library to which you'd like to upload it, and select a folder to which you'd like to upload it (optional). Then, choose an Entry Type (most will be Standard Files, but be cognizant of any copyright licensed material). Once you have completed these steps, please click "Next."
- Upload your file.
- Select "Next" if you want to further describe your files and/or add tags to your file. Otherwise, please click "Finish" to post your library entry

Q: What kind of files can I upload?

A: The system supports dozens of file types including hyperlinks, standard files (Word, Excel, PowerPoint), images, and audio (mp3 and mp4).

Q: What are the "tags" for?

A: Tags can identify what's reflected in your content, making it easier for others to find it. By clicking on a specific tag, you will see all other content on the community that has the same tag.

<https://aota.connectedcommunity.org/faq/faqspage#findresources>

Do's & Don'ts of MHSIS Library Use

- Review CommunOT's Terms & Conditions prior to posting. These can be accessed here: <https://aota.connectedcommunity.org/termsandconditions>
- Add resources to our library to build its value to our community!
- Communicate the value of the library to other members.
- Improve the library by sharing your suggestions for new topic folders
- Contact MHSIS Research Coordinator, Allison Sullivan through AOTA email with any questions, comments, or concerns

**“I don't have
to look far to
find
treasures. I
find them
every time I
visit a library”**

~ Michael Embry

Acknowledgments

Gratitude to Matthew Willis, MHSIS Student Intern, for his excellent support and effort in assisting me in reorganizing and updating the MHSIS library.

Thanks also to Gina Baker, MHSIS Chair, for her strong leadership, AOTA's Scott Trudeau & Thomas Quinn, for their technical assistance and encouragement, and the 2024-2027 MHSIS Standing Committee for their support and enthusiasm for this project

